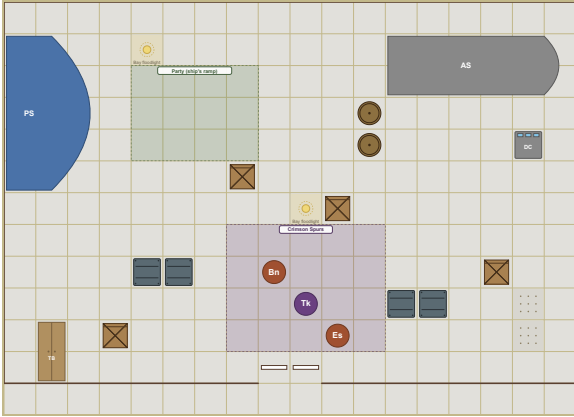


Docking Bay 7 – Crimson Spurs Accost

DOCKING BAY



Map size: 18 × 13 cells = 90 × 65 ft (in-fiction) / 18" × 13" printed

Tile grid: 3 × 2 = 6 Letter pages

A1	A2	A3
B1	B2	B3

ASSEMBLY

Print each tile page on US Letter at **100% / actual size** (NOT "fit to page"). Each grid cell should measure exactly 1 inch.

Cut along the outer edge of each tile (just outside the registration crosses at the corners).

Lay tiles out in their labeled grid (A1 top-left, A2 right of A1, B1 below A1, etc.). Tiles share a 0.25" overlap zone; the registration crosses on adjacent tiles align with each other.

Tape from the back. Each grid square fits a LEGO minifigure on a 2×2 stud baseplate.

TERRAIN KEY

Wall

Light source — Bay floodlight

Crate — Half cover (+2 AC / +2 DEX saves) — Supply crate

Difficult terrain

Door

Cargo container — Three-quarters cover (+5 AC / +5 DEX saves) — Cargo container (pending freight)

Barrel / drum — Half cover (+2 AC / +2 DEX saves) — Fuel drum

LEGEND

Tk Tashka Vren (Twi'lek leader) (Docking Bay)

Es Eska Sumar (Sullustan slicer) (Docking Bay)

AS Adjacent parked freighter (full cover) (Docking Bay)

TB Tool cabinets (Docking Bay)



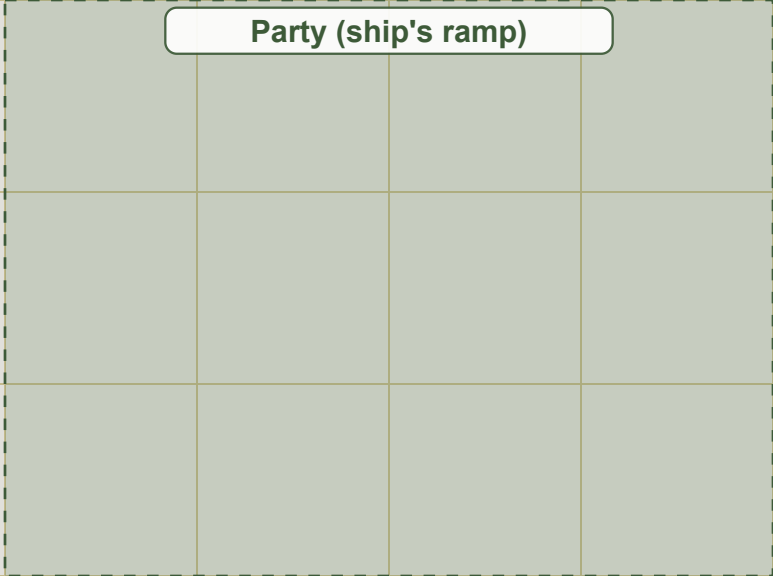
Bn Bren Mooro (Aqualish muscle) (Docking Bay)


PS Party's ship (ramp down, ready to lift off) (Docking Bay)

DC Dockmaster's console (Docking Bay)





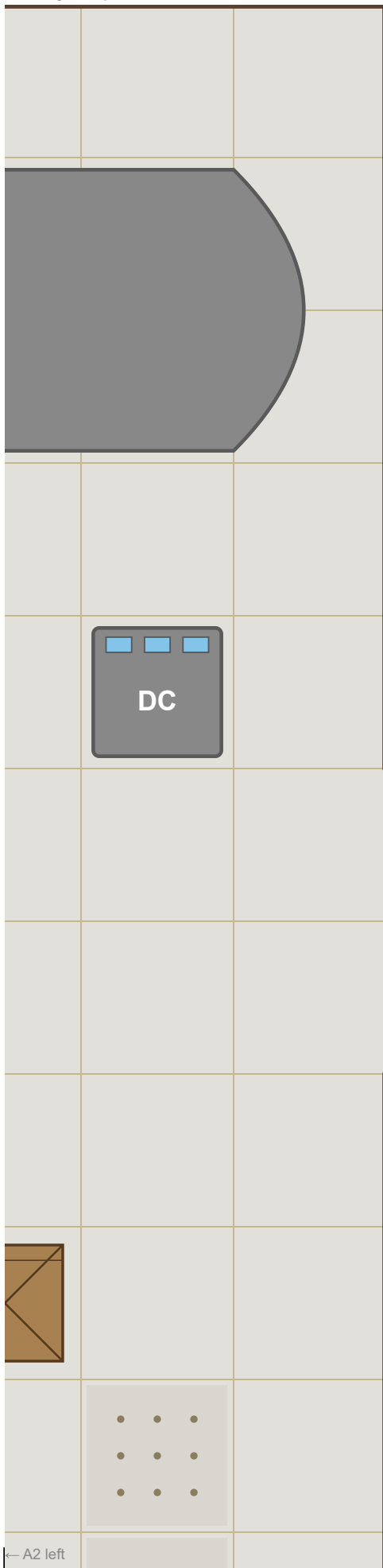
Party (ship's ramp)





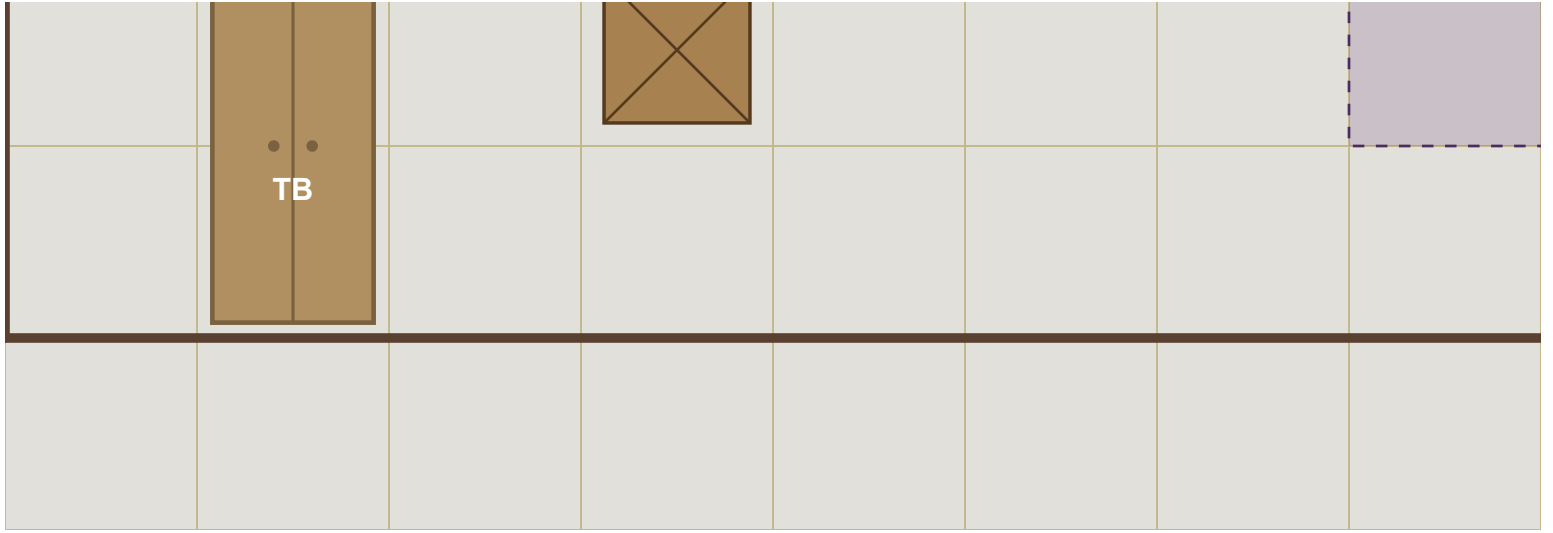
Crimson Spurs





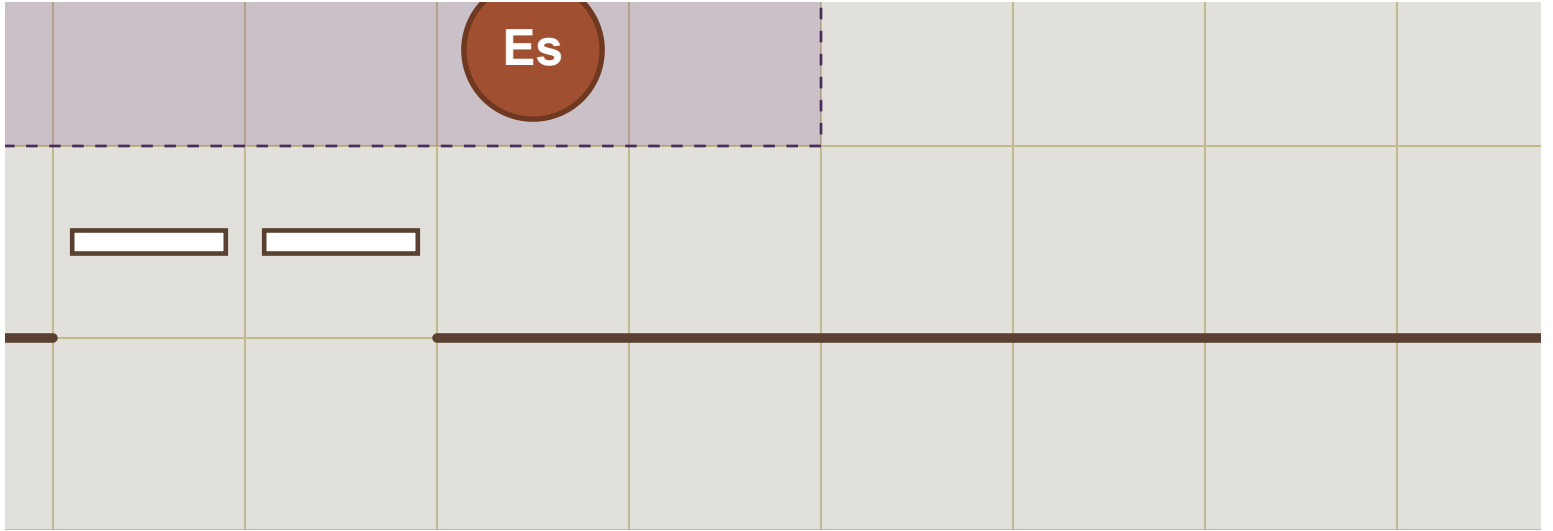
Tile **B1** of B3

Panel 1 / 1 · 1" = 5 ft (LEGO scale)




↑ A1 above

B2 right →



Tile **B3** of B3



Panel 1 / 1 · 1" = 5 ft (LEGO scale)

← B2 left

↑ A3 above